



Certificate ID: **48756**

Received: **2/25/19**

Scan QR Code for authenticity



athletiCBD

32035 Virginia Way

Laguna Beach, CA 92651

Attn: Walter Nelson

Client Sample ID: **CBG Oil Watermelon**

Lot Number:

Matrix: **Tincture - MCT Oil**

Authorization: Jon Podgorni, Lab Manager	Signature: 	Date: 3/4/2019
--	--	--------------------------



The data contained within this report was collected in accordance with the requirements of ISO/IEC17025:2005. I attest that the information contained within the report has been reviewed for accuracy and checked against the quality control requirements for each method. These results relate only to the test article listed in this report. Reports may not be reproduced except in their entirety.





CN: Cannabinoid Profile & Potency [WI-10-17 & WI-10-17-01]

Analyst: *JSG*

Test Date: *3/1/2019*

The client sample was analyzed for plant-based cannabinoids by Liquid Chromatography (LC). The collected data was compared to data collected for certified reference standards at known concentrations.

48756-CN

ID	Weight %	Conc.		
D9-THC	ND	ND		
THCV	ND	ND		
CBD	3.72 wt %	35.89 mg/mL		
CBDV	0.10 wt %	0.95 mg/mL		
CBG	0.24 wt %	2.32 mg/mL		
CBC	0.05 wt %	0.45 mg/mL		
CBN	ND	ND		
THCA	ND	ND		
CBDA	ND	ND		
CBGA	ND	ND		
D8-THC	ND	ND		
exo-THC	ND	ND		
Total	4.10 wt%	39.60 mg/mL	0%	Cannabinoids (wt%) 3.7%
Max THC	-	-		
Max CBD	3.72 wt%	35.89 mg/mL		

Max THC (and Max CBD) are calculated values for total cannabinoids after heating, assuming complete decarboxylation of the acid to the neutral form. It is calculated based on the weight loss of the acid group during decarboxylation: Max THC = (0.877 x THCA) + THC. This calculation does not include other cannabinoid isomers (eg. D8-THC and exo-THC). ND = None detected above the limits of detection (LLD)

This test method was performed in accordance with the requirements of ISO/IEC 17025. These results relate only to the test article listed in this report. Reports may not be reproduced except in their entirety.

48756-EA

Symbol	Metal	Conc. ¹	MDL	Limits ²	Status
Al	Aluminum	840 ug/kg	5 ug/kg	-	
As	Arsenic	ND	4 ug/kg	150 ug/kg	PASS
Cd	Cadmium	15 ug/kg	1 ug/kg	150 ug/kg	PASS
Ca	Calcium	978 ug/kg	500 ug/kg	-	
Cr	Chromium	ND	5 ug/kg	2500 ug/kg	PASS
Co	Cobalt	ND	10 ug/kg	-	
Cu	Copper	ND	500 ug/kg	10000 ug/kg	PASS
Fe	Iron	819 ug/kg	5 ug/kg	-	
Pb	Lead	7 ug/kg	2 ug/kg	500 ug/kg	PASS
Mg	Magnesium	1,231 ug/kg	500 ug/kg	-	
Mn	Manganese	ND	500 ug/kg	-	
Hg	Mercury	ND	2 ug/kg	150 ug/kg	PASS
Mo	Molybdenum	ND	5000 ug/kg	1000 ug/kg	PASS
Ni	Nickel	ND	500 ug/kg	150 ug/kg	PASS
P	Phosphorus	1,730 ug/kg	500 ug/kg	-	
K	Potassium	2,057 ug/kg	5 ug/kg	-	
Se	Selenium	ND	10 ug/kg	-	
Ag	Silver	ND	10 ug/kg	-	
S	Sulfur	ND	5 ug/kg	-	
Sn	Tin	ND	5000 ug/kg	-	
Zn	Zinc	3,340 ug/kg	5 ug/kg	-	

1) ND = None detected to the Method Detection Limit (MDL)

2) USP recommended maximum daily limits for inhalational drug product.

END OF REPORT